

JOHN WOOD COMMUNITY COLLEGE



SMART START HIGH SCHOOL ORIENTATION

Fall 2023 – Spring 2024

Welcome to JWCC!

Hello and welcome to your John Wood Community College Online Orientation for new and returning high school students! To make sure you are ready to start your course/courses this semester, we've created this presentation with an abundance of information that you can refer to throughout the semester.

Let's dig into the topics for review!

**Learning
Environments
for High School
Students**

Expectations

**BlazerNet
Student Portal**

**Canvas –
Online course
access**

**Solar – Student
Account
Information**

**Textbook
Information**

**Helpful
Resources**

Tips for Success

Ask Questions!

Consider The Following...

- ▶ The grades you earn through the concurrent enrollment program will begin your college academic record. In order to prepare for a successful college experience, you are strongly encouraged to complete this orientation.
- ▶ Course withdrawals, incomplete grades, and/or failing grades, may impact future college financial aid eligibility.

What to Expect

- This is not high school
- Take responsibility for your own learning
- Every instructor is different and has different rules
- Go to class and/or stay engaged in an online course
- Take good notes
- Meet new people
- Open your mind
- Take care of your health
- **Seek out help if you need it**



Learning Environments for High School Students

Online – All
materials online
through Canvas

Hybrid – Online
materials with
one session per
week with live
JWCC Instructor

High School
Classroom –
High School
Instructor

Classroom –
JWCC
Instructor
on JWCC
Campus

How to get started?

- ❑ Review course schedule to confirm correct course registration (Sent via mail or can be found in SOLAR),
- ❑ Find BlazerNet login information that was sent via personal email from admissions@jwcc.edu (See example in next slide)
- ❑ Log into BlazerNet www.jwcc.edu/blazernet/

Understanding Your JWCC Course Schedule

JWCC is open and maximizing face-to-face instruction while adhering to social distancing guidelines to assure student success in a safe learning environment.

JWCC is offering flexible and safe learning options:

- **In-Person:** Face-to-Face instruction
- **Hybrid:** In-Person instruction one day a week combined with virtual instruction

- **Flexible:** Some In-Person classes with virtual instruction
- **Online:** All instruction online

Your course schedule will reflect these changes to our delivery options. Please see below for explanations.

Course Schedule for Fall 2020

CRN	SUBI	CRSE	SECT	TITLE	CREDS	START	END	DAYS	TIME	BUILD	ROOM	INSTR
33097	PHL	121	WWA	Ethics	3.00	18-AUG-20	10-DEC-20	Tu/Th	12:30pm - 01:45pm	QUINCY	D022	Carey, Matthew
33097	PHL	121	WWA	Ethics	3.00	18-AUG-20	10-DEC-20	Tu/Th	12:30pm - 01:45pm	QUINCY	D023	Carey, Matthew
33793	CSC	106	VC	Introduction to Computers-Flex	3.00	20-AUG-20	10-DEC-20	Th	09:30am - 10:45am	QUINCY	A113	Sternke, Devron
33806	ENG	101	VH	Rhetoric and Composition I-Fix	3.00							
33821	HUM	101	VA	Introduction to Humanities-Fix	3.00							
33833	MAT	109	VE	Elementary Statistics-Flex	3.00							
33361	FYE	101	ITH	Blazing Your Trail	1.00							

On some schedules, your class may appear **twice** with two different room numbers. This means the class will be held in one larger classroom. You will attend the day(s) and time listed. (A wall has been removed between D022 and D023 to make one larger classroom. Same for D024-D025.)

Course Schedule for Fall 2020

CRN	SUBI	CRSE	SECT	TITLE	CREDS	START	END	DAYS	TIME	BUILD	ROOM	INSTR
33042	PSY	233	WW	Developmental Psychology	3.00	18-AUG-20	10-DEC-20	Tu/Th	11:00am - 12:15pm	QUINCY	D018	Huddleston, Keith
33808	ENG	101	VJ	Rhetoric and Composition I-Fix	3.00	18-						erry, Michael
33828	MAT	109	V	Elementary Statistics-Flex	3.00	17-						ehrens, James
33873	BIO	101	VB	General Biology	4.00	17-						Chapman, Jamie
33874	BIO	101	WLD	General Biology-Lab	.00	19-AUG-20	10-DEC-20	W	11:00am - 12:15pm	QUINCY	A107	Chapman, Jamie
33354	FYE	101	ITA	Blazing Your Trail	1.00	17-AUG-20	09-OCT-20	TBA	TBA		INTRNT	Phillips, Stephanie

A designation of **INTRNT** means the class is entirely online. You may have registered for an online class or an in-person class may have transitioned to an online class.



If you have questions, call us at 217.641.4355 or text us at 217.393.8400.

Account Details for [REDACTED]



Help Desk
To New Students

[Reply](#) [Reply All](#) [Forward](#) [...](#)

Mon 6/7/2021 12:31 PM

Dear [REDACTED]

Welcome to John Wood Community College! The Information Technology Department is here to assure you have all the tools you need to be successful.

Information Technology provides a variety of services and is available anytime for questions or technical help. Should you need assistance you can call or stop by our Help Desk (217.641.4325). We are located in the lower level of the Learning Center (B Building), B024. You can also visit the [IT Welcome Page \(https://www.jwcc.edu/information-technology/getting-started/\)](https://www.jwcc.edu/information-technology/getting-started/) for additional information to help acclimate you to your new environment.

The following is your JWCC network username and password. This account is used to log in to any computer on campus, Office 365 (web email), and [BlazerNet apps \(https://blazernet.jwcc.edu\)](https://blazernet.jwcc.edu).

Account Name: [REDACTED]
Password: [REDACTED]
Email ID: [REDACTED]
J-Number: [REDACTED]



The following is your SOLAR PIN. SOLAR stands for Student Online Access to Records, and it will be used throughout your time at John Wood. Your JWCC network username will be your username, and your initial PIN will be your birthdate in 6-digit form. For example, a birthday of January 12, 2003 would translate to 011203 as a PIN. You will only need to use the [SOLAR login page \(https://www.jwcc.edu/jwcc-accounts\)](https://www.jwcc.edu/jwcc-accounts) for your first time logging into SOLAR. Afterwards, you can log in normally by clicking the SOLAR icon on [BlazerNet](https://blazernet.jwcc.edu).

Account Name: [REDACTED]
SOLAR PIN: Your birthday in 6-digit format (e.g. 011203).



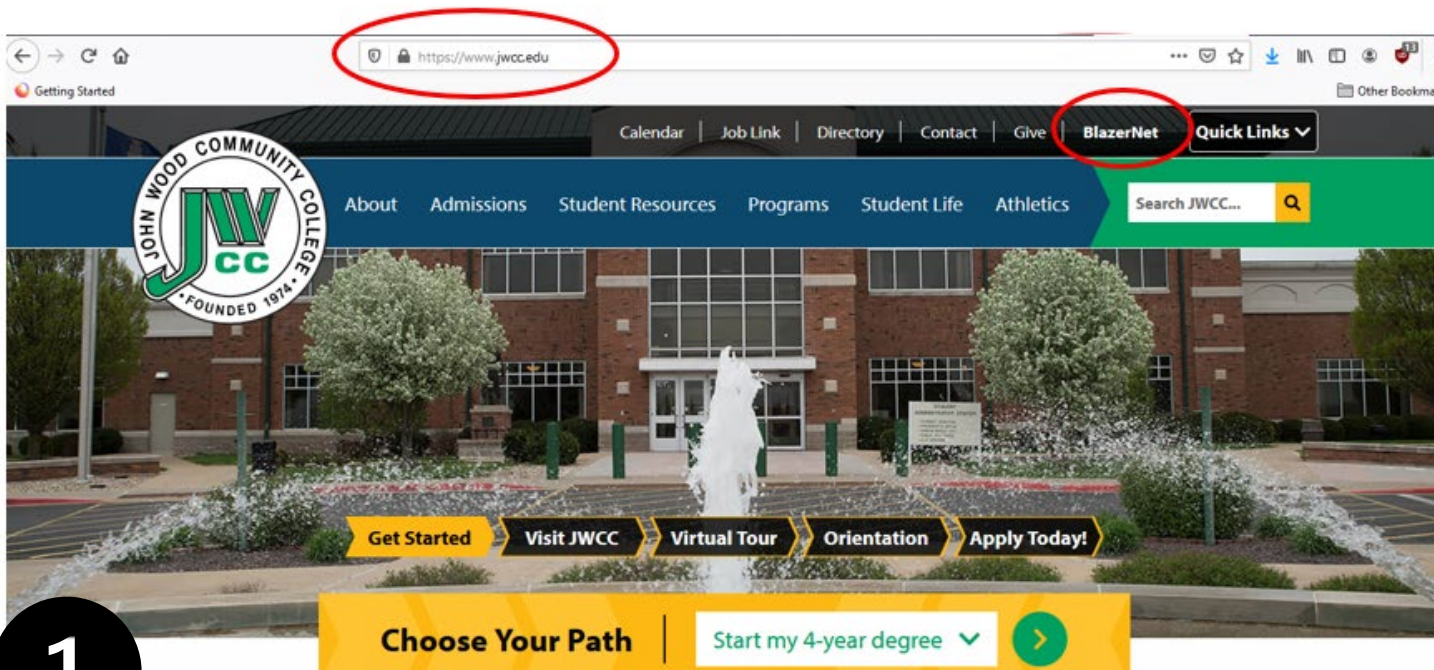
If you have any trouble accessing your account, please contact the JWCC Help Desk at:
217.641.4325
helpdesk@jwcc.edu

<https://www.jwcc.edu/information-technology/>

JWCC accounts (Email, Office 365, File storage, etc.) will stay active as long as you remain enrolled at the college. However, due to storage and licensing costs, JWCC accounts and emails will be removed shortly after you are no longer enrolled at JWCC.

<https://www.jwcc.edu/information-technology/getting-started>

BlazerNet – Student Portal



BlazerNet

JWCC Homepage  JOHN WOOD COMMUNITY COLLEGE

2



Notifications

SOLAR will be unavailable on Wednesday, June 30th at 4:00 PM until Thursday, July 1 at 7:00 AM CDT.

REMINDER! Any JWCC student who tests positive for COVID-19, or is not fully vaccinated and is exposed to a positive person, must **report their status to the college**, call 217.641.4301, or email deanofstudents@jwcc.edu.

LaunchPad

Canvas	Email	SOLAR
Library	OneDrive	Office 365
Intranet	WordPress	Regroup
Starfish	Tutoring	

- ❑ JWCC's web portal giving single sign-on access to various services including, but not limited to, Canvas, SOLAR, JWCC email, online tutoring, and important messages

Canvas – Online course access

LaunchPad



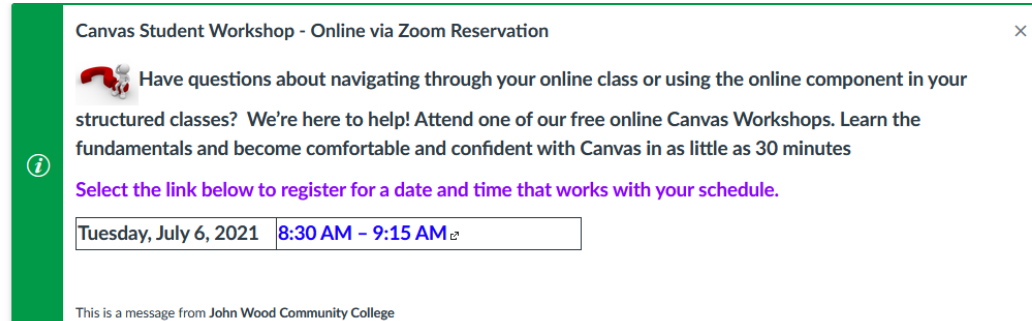
A grid of application icons in a LaunchPad interface. The icons include Canvas (circled in red), Email, SOLAR, Library, OneDrive, Office 365, Intranet, WordPress, Regroup, Starfish, and Tutoring.

1

- ❑ Delivers online learning to function as a classroom setting via the internet.
- ❑ Access to lectures, materials, discussions, assignments, tests, and quizzes.



A vertical navigation sidebar with icons for Account, Dashboard, Courses, Calendar, Inbox, History, Commons, Audio, Help, and Library.



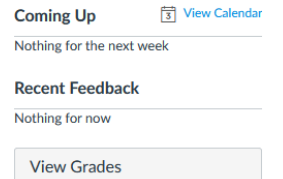
Canvas Student Workshop - Online via Zoom Reservation
Have questions about navigating through your online class or using the online component in your structured classes? We're here to help! Attend one of our free online Canvas Workshops. Learn the fundamentals and become comfortable and confident with Canvas in as little as 30 minutes
Select the link below to register for a date and time that works with your schedule.
Tuesday, July 6, 2021 8:30 AM - 9:15 AM

Dashboard

Published Courses (1)



Instructional Video & Document Repository
Faculty Resources
Instructional Audio/Video/Docum...
Instructional Audio/Videos



Coming Up [View Calendar](#)
Nothing for the next week
Recent Feedback
Nothing for now
[View Grades](#)

2

JWCC Email

- JWCC email serves as the primary contact and should be monitored by the student regularly.

1

LaunchPad


The screenshot shows the JWCC LaunchPad interface. At the top, there is a dark grey header with the word "LaunchPad" in white. Below the header, there are several green buttons with icons and text: "Canvas", "Email" (highlighted with a red circle), "SOLAR", "Library", "OneDrive", and "Office 365". Below these buttons is a green bar with the "Intra" logo, a search bar labeled "Outlook Search", and a "Star" button. The main content area shows the Outlook interface. The top bar of Outlook says "New message" and "Undo". Below that, there are tabs for "Focused" and "Other", and a "Filter" dropdown. The main area of the Outlook interface is empty, displaying a message icon and the text "Nothing left to read. Enjoy your empty inbox." A large black circle with the number "2" is in the bottom right corner of the screenshot.

SOLAR - Student Account Information

Student On Line Access to Records

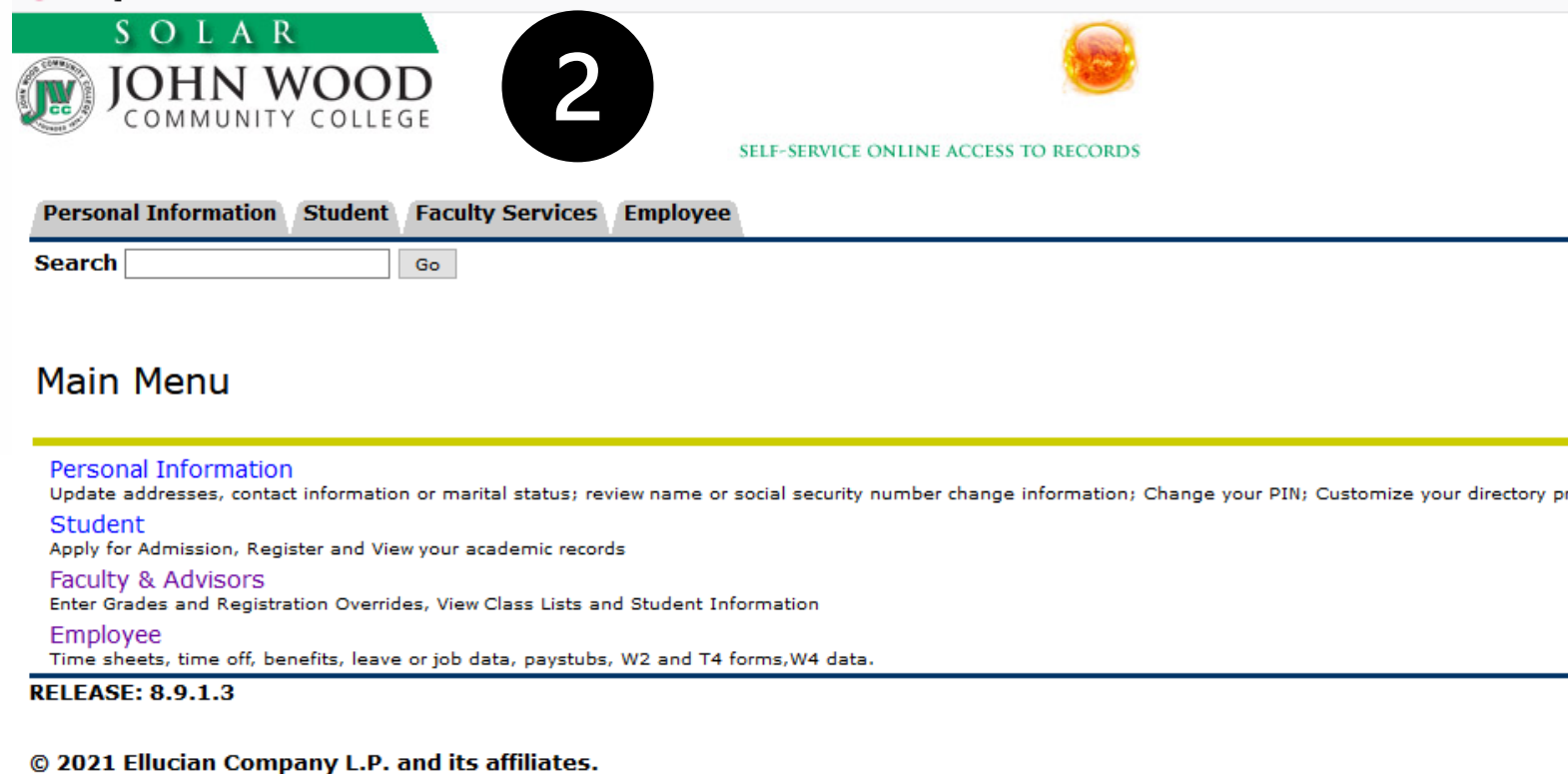
1

LaunchPad



A grid of application icons in a LaunchPad. The icons include Canvas, Email, SOLAR (circled in red), Library, OneDrive, Office 365, Intranet, WordPress, Regroup, Starfish, and Tutoring.

- ❑ Access to grades, unofficial transcripts, student account information



The screenshot shows the SOLAR web application interface for John Wood Community College. At the top, there is a navigation bar with the SOLAR logo and the text "SELF-SERVICE ONLINE ACCESS TO RECORDS". Below this is a search bar with a "Go" button. The main menu is divided into four sections: Personal Information, Student, Faculty Services, and Employee. Each section has a brief description of the services available. The "Student" section is highlighted with a large black circle containing the number "2".

SOLAR
JOHN WOOD
COMMUNITY COLLEGE

SELF-SERVICE ONLINE ACCESS TO RECORDS

Personal Information Student Faculty Services Employee

Search Go

Main Menu

- [Personal Information](#)
Update addresses, contact information or marital status; review name or social security number change information; Change your PIN; Customize your directory profile
- [Student](#)
Apply for Admission, Register and View your academic records
- [Faculty & Advisors](#)
Enter Grades and Registration Overrides, View Class Lists and Student Information
- [Employee](#)
Time sheets, time off, benefits, leave or job data, paystubs, W2 and T4 forms, W4 data.

RELEASE: 8.9.1.3

© 2021 Ellucian Company L.P. and its affiliates.

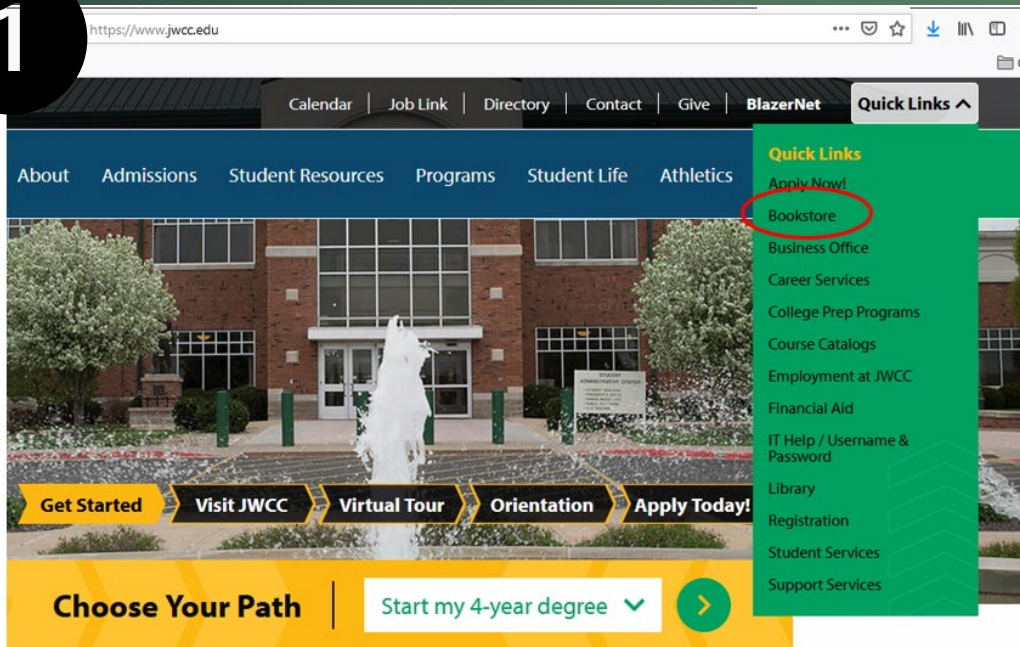
How do I pay the fees?

- ✓ **Fall 2023 Payment due by Aug. 7, 2023 – Spring 2024 Payment due by Jan. 3, 2024**

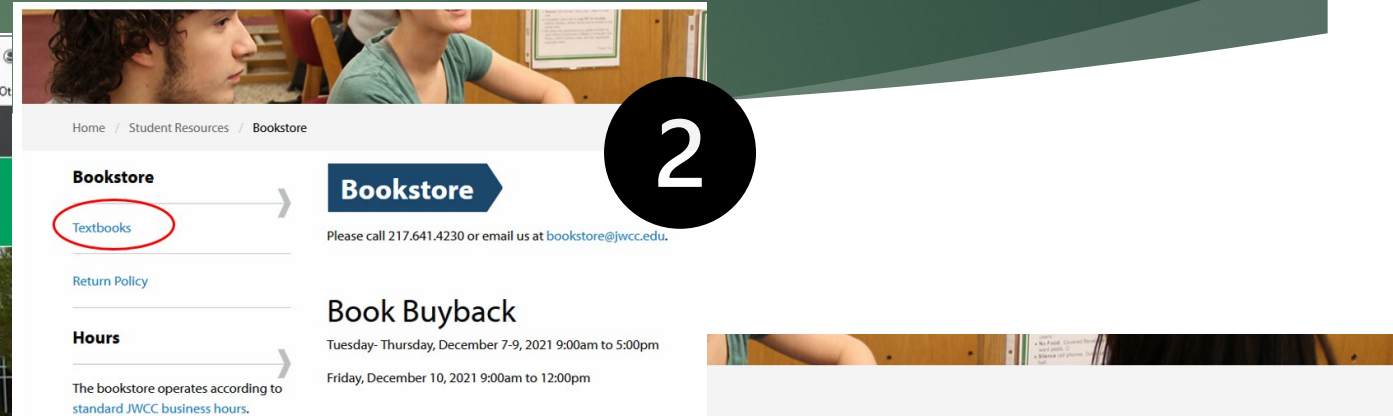
- ❑ **Pay online via SOLAR**
- ❑ **Nelnet payment plan www.MyCollegePaymentPlan.com/JohnWood -
(Sign up through SOLAR account)**
- ❑ **Send check to:**
 - John Wood Community College
 - Business Office, Room C118
 - 1301 South 48th Street
 - Quincy, IL 62305
- ❑ **Debit/Credit - Contact Business Office (217.641.4207)**

How do I purchase textbooks?

1



2



3

Textbooks

Summer 2021 Textbooks

Disclaimer – While the textbooks listed on the JWCC website are intended to be accurate, miscommunications, errors, and changes may occur, so please check with your instructor at the beginning of the term for the correct textbook requirements for your course(s). Prices and information are subject to change without notice. If incorrect textbooks have been purchased from the JWCC Bookstore, we will make exchanges for textbooks within the first two weeks of class. Please keep your receipt to provide proof of purchase.

Show 50 entries

Search:

COURSE	SEC	INSTRUCTOR	ISBN	TITLE	AUTHOR	ED	NEW	USED
ACC 101	ITA	MACC		E-BOOK				
ACC 101	ITA	MACC	978-1337802093	(OPTIONAL) ACP ACCOUNTING LL	WARREN	27TH	\$60.00	
ACC 101	L2A	STEPHENS	978-1264306923	FINANCIAL ACCOUNTING LL/2 SEMESTER	SPICELAND	5TH	\$236.00	

- ❑ Purchase new/used books at JWCC Bookstore
- ❑ Buy online or rent
- ❑ “Digital Media Fee” on billing statement includes E-book/access code for select courses
- ❑ Classes may require more than one book (textbook + workbook)
- ❑ Books are expensive –do your homework and shop around

Attention: Math Students Only!

- ✓ Students will now have inclusive access to ALEKS through CANVAS. *This access provided by RedShelf is included in the tuition as a “Digital Media Fee”.*
- ✓ Students will access CANVAS and go to the MODULES to find the “Link to ALEKS” section.
- ✓ Additional information can be found via the JWCC website at <https://www.jwcc.edu/programs/online-learning/aleks/>



Do my courses transfer?

- ❑ Check www.transferology.com
- ❑ Search websites of the college/university you are interested in
- ❑ Don't be afraid to contact the college/university you plan to transfer to. Every college/university is different!
- ❑ Speak with JWCC Concurrent Enrollment team or JWCC Academic Advisor

Transferology®

Log in College Employees About Powered by CollegeSource®

Transferology!
We make exploring college transfer easy.

Create an account
Add some courses.
Get results!


▶ [Watch](#) how easy it is.

Help

Schedule Changes


Adding Courses:

The add period is the **first 2 days** of an 8-week term and the **first 3 days** of a 16-week term.



Dropping Courses:

Total refund will be made to students dropping courses based on the following:

- Drops that occur within the **first week** from the designated start date that are 8-weeks or less in length.
 - Drops that occur within the **first 2 weeks** from the designated start date that are more than 8-weeks in length.
- 

Withdrawing from Courses:

Students may withdraw from a class any time **before 75% of the term has been completed.** The specific days to withdraw are available through the Registrar Office. After the last day to withdraw, students are not permitted to drop the course and will receive the final grade they earn.

Support Resources: Help!

Student Services and Campus Resources:

For a list of JWCC student resources. Take a minute to see what is available!

Programs, Degrees & Certificates:

Find academic support materials Tutoring.

Writing Lab:

Submit an outline or draft for feedback and resource recommendations.

Library:

The JWCC Library provides access to books, articles, and databases in both its campus home and online.

Disability Support Services:

Learn about testing, accommodations, and support services.

Admissions/Advising:

Get answers to questions about degree requirements, prerequisites, and college procedures.

Student Employment Services/Internships:

If you need to get a job or change jobs, this is the place for you.

Emergency Resources: Help!

Emergency Numbers: Here is a list of whom to call in a wide range of emergencies.

Personal Wellness Counseling: Make a free appointment with JWCC's psychologist, marriage and family therapist, or one of several clinical interns.

Tips for Success in the Classroom!

- ✓ **Order your books before classes start so that you won't fall behind. Visit JWCC's bookstore either in person or online.**
- ✓ **Print and read the syllabus for every course to understand the expectations for each class.**
- ✓ **Log in to your courses at least three times a week to be aware of updates and assignments.**
- ✓ **Create your own study schedule so that you will have time to devote to your classes.**
- ✓ **Create your own school space at home so that your documents and assignments don't get misplaced.**
- ✓ **Stay connected with your professor so that they understand how you are doing in the course.**
- ✓ **If you have any trouble at all, please ask for help. Every online student has questions at some point in their class, and it is often a question that your peers are asking as well, so please reach out to your instructor with those concerns.**

Final Checklist

- ❑ Log into BlazerNet
- ❑ Complete Smart Start Orientation Module in Canvas
- ❑ Open your JWCC email account. This is our official form of community with you.
- ❑ Review your schedule, and personal and billing information through SOLAR
- ❑ Make payment arrangements for tuition (www.MyCollegePaymentPlan.com/JohnWood – Enroll via student's SOLAR account)
- ❑ Online Students – review your course content through Canvas
- ❑ Visit Online Learning Website (<https://www.jwcc.edu/programs/online-learning/>)
- ❑ Math Students Only – Visit <https://www.jwcc.edu/programs/online-learning/aleks/> for more information
- ❑ Purchase your books or access your e-book resources before first day of class
- ❑ Get your photo ID in the Admissions Office (*optional*)
- ❑ Sign up for JWCC Emergency Text Message (<https://www.jwcc.edu/information-technology/regroup/>)
- ❑ Fall 2023 classes begin August 21, 2023 / Spring 2024 classes begin January 2024.

NOTE: All cost not covered by the high school must be paid by due dates to avoid being dropped from courses

Need additional help?

Please don't hesitate to contact the Concurrent Enrollment Team for more information!

Brittany McKeown
Manager of
Concurrent Enrollment
P: 217.641.4339
E: smartstart@jwcc.edu

Kelly Herzog
Concurrent Enrollment
Success Coach
P: 217.641.4331
E: smartstart@jwcc.edu